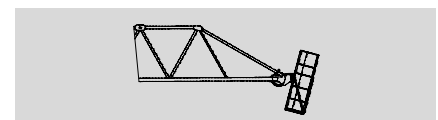
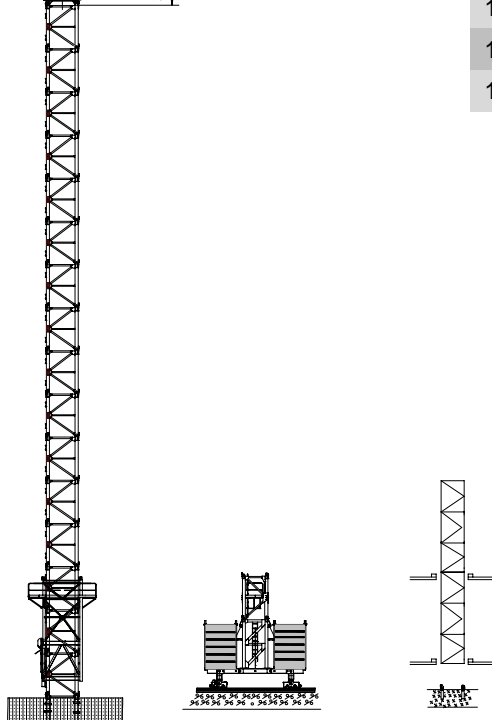


18t	8.6t	6.6t	5.2t	4.2t	3.1t	2.0t
16t	8.6t	6.6t	5.2t	4.2t	3.1t	2.0t
12t	8.6t	6.6t	5.2t	4.2t	3.1t	2.0t



- L1 (30m) ①+②+⑥
- L2 (35m) ①+②+⑤+⑥
- L3 (40m) ①+②+③+⑥
- L4 (45m) ①+②+③+⑤+⑥
- L5 (50m) ①+②+③+④+⑥
- L6 (55m) ①+②+③+④+⑤+⑥

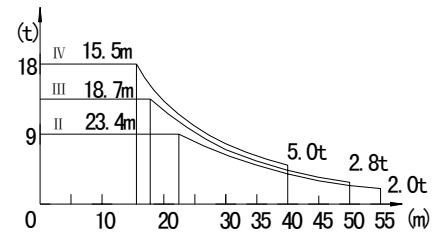


Luffing

載荷表 Load Chart

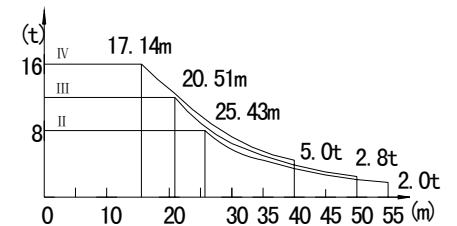
18t

R (m)	倍率 Fall	R(C _{max}) (m)	C _{max} (t)	15	20	25	30	35	40	45	50	55
55	☺	23.4	9.00	9.00	9.00	8.20	6.33	4.97	3.95	3.15	2.52	2.00
	☹	26.3	9.00	9.00	9.00	9.00	7.46	5.90	4.73	3.82	3.10	
50	☺	18.7	13.50	13.50	12.39	9.19	7.06	5.54	4.40	3.51	2.80	
	☹	27.8	9.00	9.00	9.00	9.00	7.90	6.31	5.12	4.20		
45	☺	19.3	13.50	13.50	12.31	9.70	7.53	5.97	4.80	3.90		
	☹	26.9	9.00	9.00	9.00	9.00	7.75	6.18	5.00			
40	☺	19.9	13.50	13.50	13.51	10.19	7.97	6.38	5.20			
	☹	15.5	18.00	18.00	13.26	9.96	7.75	6.18	5.00			
35	☺	27.2	9.00	9.00	9.00	9.00	7.95	6.40				
	☹	20.1	13.50	13.50	13.50	10.34	8.16	6.60				
30	☺	15.5	18.00	18.00	13.37	10.12	7.95	6.40				
	☹	28.3	9.00	9.00	9.00	9.00	8.40					
30	☺	20.7	13.50	13.50	13.50	10.81	8.60					
	☹	16.0	18.00	18.00	13.91	10.60	8.40					

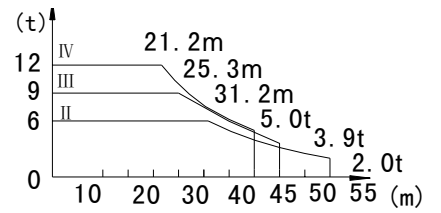


16t

R (m)	倍率 Fall	R(C _{max}) (m)	C _{max} (t)	15	20	25	30	35	40	45	50	55
55	☺	25.43	8.00	8.00	8.00	8.00	6.33	4.97	3.95	3.15	2.52	2.00
	☹	28.52	8.00	8.00	8.00	8.00	7.46	5.90	4.73	3.82	3.10	
50	☺	20.51	12.00	12.00	12.00	9.19	7.06	5.54	4.40	3.51	2.80	
	☹	29.77	8.00	8.00	8.00	8.00	7.90	6.31	5.12	4.20		
45	☺	20.55	12.00	12.00	12.00	9.70	7.53	5.97	4.80	3.90		
	☹	29.30	9.00	9.00	9.00	9.00	7.75	6.18	5.00			
40	☺	21.98	12.00	12.00	12.00	10.19	7.97	6.38	5.20			
	☹	17.14	16.00	16.00	13.26	9.96	7.75	6.18	5.00			
35	☺	29.85	8.00	8.00	8.00	8.00	7.95	6.40				
	☹	22.20	12.00	12.00	12.00	10.34	8.16	6.60				
30	☺	17.19	16.00	16.00	13.37	10.12	7.95	6.40				
	☹	30.00	8.00	8.00	8.00	8.00	8.00					
30	☺	22.93	12.00	12.00	12.00	10.81	8.60					
	☹	17.75	16.00	16.00	13.91	10.60	8.40					



R (m)	倍率 Fall	R(C _{max}) (m)	C _{max} (t)	15	20	25	30	35	40	45	50	55
55	☺	31.2	6.00	6.00	6.00	6.00	6.00	4.97	3.95	3.15	2.52	2.00
50	☺	34.6	6.00	6.00	6.00	6.00	6.00	5.90	4.73	3.82	3.10	
	☹	25.3	9.00	9.00	9.00	9.00	7.06	5.54	4.40	3.51	2.80	
45	☺	36.4	6.00	6.00	6.00	6.00	6.00	6.00	5.12	4.20		
	☹	26.5	9.00	9.00	9.00	9.00	7.53	5.97	4.80	3.90		
40	☺	35.7	6.00	6.00	6.00	6.00	6.00	6.00	5.00			
	☹	27.5	9.00	9.00	9.00	9.00	7.97	6.38	5.20			
	☹	21.7	12.00	12.00	12.00	9.96	7.75	6.18	5.00			
35	☺	35.0	6.00	6.00	6.00	6.00	6.00	6.00				
	☹	26.5	9.00	9.00	9.00	9.00	8.16	6.60				
30	☹	21.7	12.00	12.00	12.00	10.12	7.95	6.40				
	☺	30.0	6.00	6.00	6.00	6.00	6.00					
30	☹	27.2	9.00	9.00	9.00	9.00	8.60					
	☹	21.8	12.00	12.00	12.00	10.60	8.40					



● 工作狀態支反力

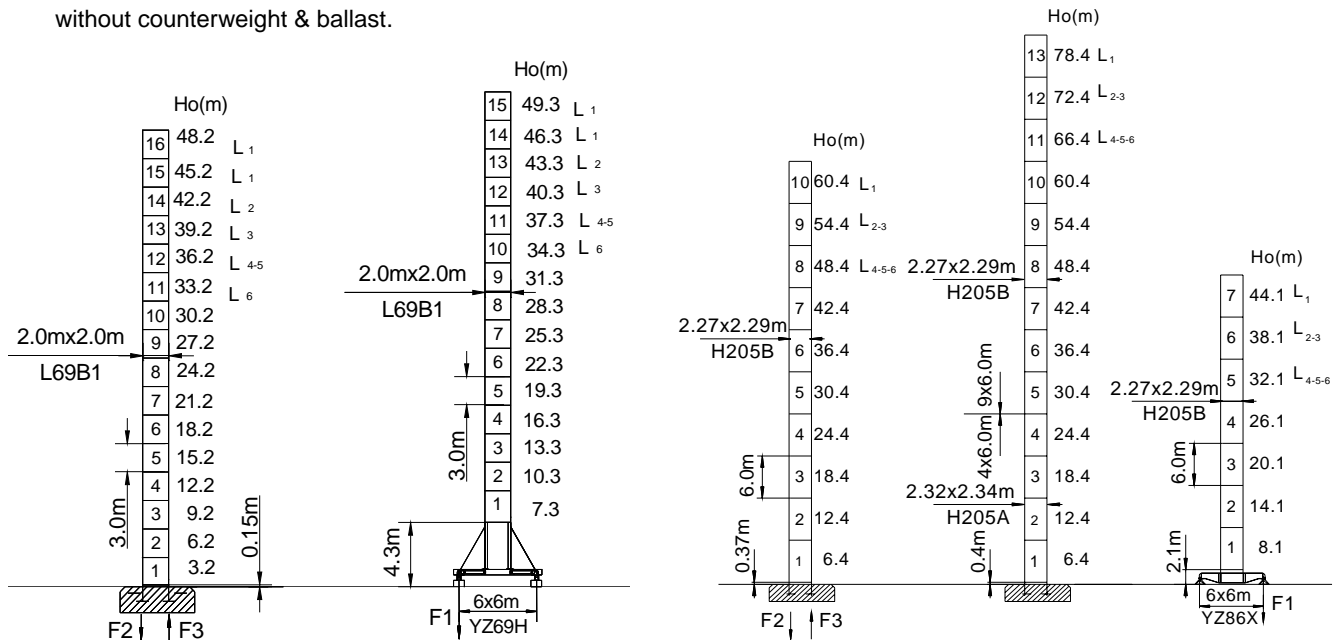
Reaction in service

非工作狀態支反力

■ Reaction out of service

整機自由高度重量 (不含平衡重及壓重重量)

⊗ Total weight for free standing crane without counterweight & ballast.

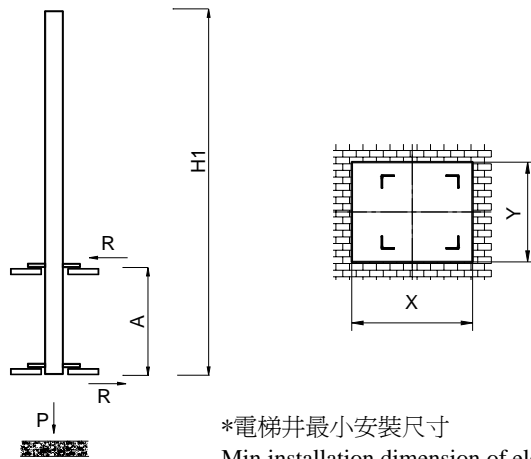
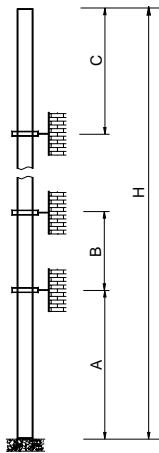


	●	■
F2	194t	223t
F3	143t	194t
⊗	78.5t	

	●	■
F1	104t	105t
⊗	92.5t	

	●	■
F2	208t	293t
F3	141t	239t
⊗	99t	

	●	■
F1	105t	106t
⊗	102t	



*電梯井最小安裝尺寸
Min.installation dimension of elevator shaft

塔身節 Mast	臂長 Jib length	A (m)	B (m)	C (m)	H (m)
H205B	L1-2-3	30/48	26	32	160m >160m*
	L4-5	30/42	24	30	
	L6	30/42	22	28	
L69B1	L1	41	35	42	153m >153m*
	L2	35	29	36	
	L3	32	26	33	
	L4-5	29	23	30	
	L6	26	20	27	

塔身節 Mast	臂長 Jib length	H1 (m)	A (m)	P (t)	R (t)
H205B	L1	60	18	115	※
	L2-3	54		111	※
	L4-5-6	48		107	※
L69B1	L1	49.5	12-15	100	41.5
	L2-3	43.5	12-15	99	41.5
	L4-5	40.5	12-15	96	41.5
	L6	37.5	12-15	95	41.5

主要性能參數 Main Specifications

機構 Mechanism		m/min		t		m/min		t		m/min		t		電動機 Motor kW
▲	18t	75LFV45DB1		0-40	9.0	0-26	13.5	0-20	18.0	1030m >1030m *			75	
				0-96	3.0	0-64	4.5	0-48	6.0					
				0-160	1.0	0-106	1.5	0-80	2.0					
	16t	75LFV45B		0-38	9.0	0-25	13.5	0-19	18.0	550m >550m*			75	
				0-46	6.0	0-30	9.0	0-23	12.0					
				0-76	3.0	0-50	4.5	0-38	6.0					
12t	75LFV40		0-47	8.0	0-31	12.0	0-24	16.0	550m >550m*			75		
			0-57	6.0	0-37	9.0	0-28	12.0						
			0-95	3.0	0-63	4.5	0-47	6.0						
12t	55LFV30		0-44	6.0	0-30	9.0	0-22	12.0	630m >630m*			55		
			0-53	4.0	0-40	6.0	0-27	8.0						
			0-88	1.7	0-60	2.6	0-44	3.5						
▲	45DFV40B		15°-85° 2.0min								45			
●	5RFCV		0-0.7 rpm								2x120 N·m			
	RTC240		0-0.7 rpm								2x120 N·m			
☺	RT1		8-16 m/min								4x 2.6/5.2			

380V (±5%) 50 Hz / 60 Hz		kVA	
		75LFV45DB1: 210	75LFV45B 75LFV40: 185
		55LFV30/55LFV30B: 155	

* ※ 與製造商聯繫 Contact with us, please.

Copy Right ©YONGMAO 2010

地址：中國遼寧省撫順市順城區環大路3號 郵編：113126
 Add: No.3 Yuanda Road, Shuncheng District, Fushun, Liaoning, P.R.China
 Tel: 86-413-7648899 Fax: 86-413-7649999
 E-mail: sun@yongmao.com.cn

ISO9001:2000



認可註冊號: CNAB035-Q



YONGMAO HOLDINGS LIMITED

